

Dropsafe Barrier


The Dropsafe Barrier is a dropped object prevention system, that reduces the risk of harm to people and critical equipment caused by items falling from height.

The system is affixed to the inside of elevated guardrailing of permanent and temporary installations. This prevents loose dynamic items from becoming dropped objects.

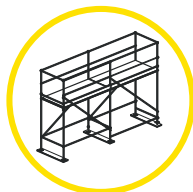
The system can also be used as a physical barrier between personnel and operating machinery to significantly improve work place safety.



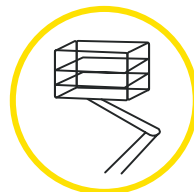
Installation Types



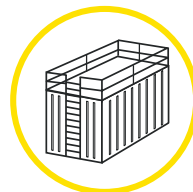
Permanent Installation



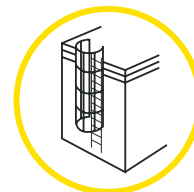
Temporary Installation



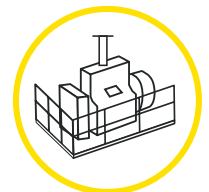
Cherry Pickers



Storage Areas



Back Scratchers



Machine Guards

Guardrailing configurations can vary throughout a facility. Guardrailing can have different post and rail sizes, heights and spacings and toe board variations, if fitted. These variations must be properly captured using our forms, so that you can receive an accurate quotation and the correct components for installation.

Quotations

Barrier quotations are provided per meter for either a Standard Installation or a Non-Standard Installation type. We can determine your installation type and provide a quote after you complete and send us the Barrier **“Enquiry Form.”**

WARNING

Install Dropsafe Barrier only if:

1. Guardrailing is industry compliant and in good serviceable condition;
2. Areas are not exposed to hazardous chemicals, listed at dropsafe.com; and
3. The installation instructions are strictly followed.

Features



High impact resistance (62.5 J)



Designed for high winds (Category 5 hurricane)



Small mesh aperture (19.8 mm / 0.78 Inch)



Suitable for harsh environments (5 year weather testing)



5-year warranty



ABS approved for DOPP+ standard

Dropsafe Barrier - Ordering and Installation Process

You can order and install yourself or engage a Dropsafe approved 3rd party contractor.

Dropsafe Barrier can be ordered and installed by yourself or an approved 3rd party contractor.

Order

1	Complete the ' Enquiry Form ' (photocopy from Product Guide or download from www.dropsafe.com/resource-centre) and return to barrier@dropsafe.com . We will provide a quote based on the completed form.
----------	---



2	If additional information regarding your installation is required, we will send an ' Information Collection Form (ICF) ', for you to complete and return. It is possible that your quote may need to be adjusted according to the new information.*
----------	---



3	You confirm the order for the required Dropsafe Barrier Installation Areas.
----------	---

Product Delivery

4	Your order is packed and labelled for each of your chosen Installation Areas
----------	--

Installation

5	Installation instructions are provided with the order. If you opt for self-installation, we provide online training specific to your facility.**
----------	--

* Dropsafe can put you in contact with a 3rd party contractor to complete the ICF on your behalf if required.


** If you do not opt for self-installation, please contact us and we will introduce a certified 3rd party contractor in your area.

Instructions for completing the Enquiry Form

1. Input your contact details, company and facility information.
2. Input the area number, name and location details (e.g. under stairways)
3. Input post, rail and toe board dimensions (e.g. post width/diameter; rail diameter and profile; toe board height, depth and position)
4. Input the distance between each adjacent post (or if not practical, total length of guardrailing and the total number of posts including end posts)
5. Take a clear perspective photo of the guardrailing (input the photo file or file name and attach the photo to the email)
6. Leave any additional comments or questions regarding the area or Enquiry Form.

Contact barrier@dropsafe.com for any enquiries.

Example

Area #	Area Name	Guardrail Dimensions	<input checked="" type="checkbox"/> mm	<input type="checkbox"/> inches	Post Spacing	Photos	
<i>1</i>	<i>Staging Area</i>	Post	<i>Ø38</i>		A		
					B		<i>1530</i>
		Rails	<i>Ø19 9mm offset</i>		C		<i>400</i>
					D		
Toe Board & Orientation	<i>120 x 8 Mid mounted</i>		E				
				F			

Dropsafe Barrier - Enquiry Form



We must receive an accurate and complete "Enquiry Form" to provide a quotation.

Date: / / Company: State / Province / Area: Country:
 Contact Person: Facility: Position: Email: Phone:

Area #	Area Name	Guardrail Dimensions		Post Spacing	Photos	Comments
		<input type="checkbox"/> mm	<input type="checkbox"/> inches			
	Post			A		
				B		
				C		
	Rails			D		
				E		
				F		
	Toe Board & Orientation			G		
				H		
				I		
	Post			A		
				B		
				C		
	Rails			D		
				E		
				F		
	Toe Board & Orientation			G		
				H		
				I		
	Post			A		
				B		
				C		
	Rails			D		
				E		
				F		
	Toe Board & Orientation			G		
				H		
				I		
	Post			A		
				B		
				C		
	Rails			D		
				E		
				F		
	Toe Board & Orientation			G		
				H		
				I		

Protecting Your People

Asia Pacific

☎ +852 3664 8350 Hong Kong (Head Office)
☎ +800 492 2411 Singapore
✉ info@dropsafe.com

Australia

☎ 1 800 821 649
✉ australia@dropsafe.com

USA & Canada

☎ 1 866 299 2294
✉ usa@dropsafe.com
✉ canada@dropsafe.com

Europe

☎ +0 800 015 9709
✉ europe@dropsafe.com

Middle East & Africa

☎ +971 4 328 4855
✉ middleeast@dropsafe.com

Brazil

✉ brazil@dropsafe.com

Dropsafe is a proud member of:



Dropsafe[®]

Drops Prevention Technology